





INDIA GLYCOLS LIMITED

Regd. Office ; A-1, Industrial Area, Bazpur Road, Kashipur - 244 713, Distt. Udham Singh Nager (Uttarakhand)
 Phones: +91 5947 269000/ 269500/ 275320. +91 9411108202, Fax: +91 5947 275316/ 269535
 Email: lginfo@india glycols.com, Website: www.india glycols.com
 CIN - L24111UR1983PLC009097


Part I Statement of Unaudited Financial Results for the Quarter and Half Year ended September 30, 2016 (Rs. in Lacs, except as stated)

Sl. No.	Particulars	Standalone				
		Quarter ended		Half Year ended		
		30.09.2016 (Unaudited)	30.06.2016 (Unaudited)	30.09.2016 (Unaudited)	30.09.2016 (Unaudited)	30.09.2016 (Unaudited)
1	(a) Income from operations Revenue from operations (Gross)	89,261	87,165	75,435	166,426	166,950
	(b) Other operating income / (loss)	489	603	1,084	1,092	1,998
	Total Income from operations	99,750	87,768	76,519	167,518	168,948
2	Expenses					
	(a) Cost of materials consumed	31,168	30,119	30,840	61,287	63,848
	(b) Purchases of stock-in-trade	18,437	11,344	-	29,781	14,983
	(c) Changes in inventories of finished goods, work-in-progress and stock-in-trade	355	(2,886)	(603)	(2,331)	(2,198)
	(d) Employee benefits expense	2,539	2,292	2,181	4,831	4,262
	(e) Depreciation and amortisation expense	1,372	1,352	1,829	2,724	3,667
	(f) Power and fuel	7,284	8,659	8,211	13,943	16,278
	(g) Excise duty	27,909	26,977	22,193	54,886	43,826
	(h) Others	6,741	6,423	7,387	13,164	14,133
	Total Expenses	95,806	82,480	72,038	178,286	158,777
3	Profit / (Loss) from operations before other incomes, finance costs and exceptional items (1-2)	3,945	5,288	4,481	9,233	10,171
4	Other income / (Loss)	126	126	456	252	616
5	Profit / (Loss) from ordinary activities before finance costs and exceptional items (3+4)	4,071	5,414	4,938	9,485	10,787
6	Finance costs (net)	3,163	3,210	3,306	6,373	7,092
7	Profit / (Loss) from ordinary activities after finance costs but before exceptional items (5-6)	908	2,204	1,633	3,112	3,695
8	Exceptional items (Income/ Loss)	(503)	881	1,385	478	2,330
9	Profit / (Loss) before Tax (7-8)	1,411	1,223	248	2,634	1,365
10	Tax expense (Net) (Refer Note 5)	215	444	70	659	419
11	Net Profit / (Loss) after tax (9-10)	1,196	779	178	1,975	946
12	Other Comprehensive Income	-	-	-	-	-
13	Total comprehensive income / (loss) for the period (11+12)	1,196	779	178	1,975	946
14	Paid-up Equity Share Capital (Face value - Rs. 10/- per share)	3,096	3,096	3,096	3,096	3,096
15	Basic / Diluted EPS after exceptional items for the period - not annualised (in Rs.)	3.88	2.52	0.57	6.38	3.06

Segment wise Revenue, Results, Assets and Liabilities		Standalone				
Sl.N	Particulars	Quarter ended		Half Year ended		
		30.09.2016 (Unaudited)	30.06.2016 (Unaudited)	30.09.2016 (Unaudited)	30.09.2016 (Unaudited)	30.09.2016 (Unaudited)
1	Segment Revenue					
	- Industrial Chemicals	62,067	52,897	45,861	114,954	110,063
	- Ethyl Alcohol (Potable)	33,768	31,782	27,899	65,550	52,859
	- Nutraceutical (Previously termed as Herbal)	3,436	2,486	1,855	5,922	3,928
	Total	99,261	87,165	75,435	186,426	166,950
2	Segment Results (Profit / (Loss) before Interest and Tax)					
	- Industrial Chemicals	4,254	5,008	4,016	9,290	10,330
	- Ethyl Alcohol (Potable)	582	737	1,357	1,319	2,010
	- Nutraceutical (Previously termed as Herbal)	1,451	946	728	2,397	902
	Total	6,287	6,691	6,101	12,976	13,242
	Less :					
	- Interest (Net)	3,183	3,210	3,306	6,373	7,082
	- Unallocated corporate expenses net of unallocable income	1,713	2,256	2,547	3,969	4,766
	Profit / (Loss) before tax	1,411	1,223	248	2,634	1,365
3	Segment assets					
	- Industrial Chemicals	189,420	198,700	209,020	189,420	209,020
	- Ethyl Alcohol (Potable)	33,129	28,585	30,105	33,129	30,105
	- Nutraceutical (Previously termed as Herbal)	21,418	19,032	18,418	21,418	18,418
	- Unallocated	45,409	45,484	44,034	45,409	44,034
	Total	289,376	291,781	289,577	289,376	289,577
4	Segment liabilities					
	- Industrial Chemicals	144,785	123,912	105,230	144,785	105,230
	- Ethyl Alcohol (Potable)	15,461	12,025	12,775	15,461	12,775
	- Nutraceutical (Previously termed as Herbal)	2,275	1,894	1,669	2,275	1,669
	- Unallocated	92,806	111,069	133,488	92,806	133,468
	Total	255,407	249,000	253,162	255,407	253,162



		Rs. In Lacs
Particulars		Standalone
		As At 30.09.2016 (Unaudited)
A. ASSETS		
1 Non-current Assets		
(a) Property, Plant and Equipment		106,064
(b) Capital work-in-progress		16,002
(c) Investment Property		110
(d) Other Intangible assets		9
(e) Financial Assets		
(i) Investments		7,845
(ii) Loans		1,042
(iii) Others		8,761
(f) Other non-current assets		1,365
Total Non Current Assets		141,188
2 Current Assets		
(a) Inventories		43,623
(b) Financial Assets		
(i) Trade receivables		45,239
(ii) Cash and cash equivalents		388
(iii) Bank balances other than (ii) above		1,852
(iv) Loans		16,079
(v) Others		3,045
(c) Current Tax Assets (Net)		1,127
(d) Other current assets		47,025
Total Current Assets		188,178
Total Assets		299,376
B. EQUITY AND LIABILITIES		
1 Equity		
(a) Equity Share capital		3,096
(b) Other Equity		40,873
Total Equity		43,969
2 Liabilities		
2.1 Non-current Liabilities		
(a) Financial Liabilities		
(i) Borrowings		8,919
(ii) Other financial liabilities		11
(b) Provisions		589
(c) Deferred tax liabilities (Net)		3,233
(d) Others		58,613
Total Non-current Liabilities		71,365
2.2 Current Liabilities		
(a) Financial Liabilities		
(i) Borrowings		72,633
(ii) Trade payables		69,833
(iii) Other financial liabilities		12,157
(b) Other current liabilities		28,643
(c) Provisions		1,076
Total Current Liabilities		184,042
Total Equity and Liabilities		299,376



Notes:

- 1 Results for the quarter and half year ended 30th September 2016 are in compliance with Indian Accounting standard (Ind-AS) notified by the Ministry of Corporate Affairs. Consequently, results for the quarter and half year ended 30th September 2015 have been restated to comply with Ind-AS to make them comparable. The date of Transition to Ind AS is April 01, 2015. The impact of transition has been accounted for in opening reserve and the comparative period has been restated accordingly. However the opening balance sheet as at April 01, 2015 and result for the subsequent period would get finalised alongwith the annual financial statement for the year ended March 31, 2017 due to changes in financial reporting requirements arising from new or revised standards or interpretations issued by MCA or changes in the use of one or more optional exemptions from full retrospective application as permitted under Ind AS 101.
- 2 The above financial results were reviewed and recommended by the Audit Committee of the Board and approved by the Board of Directors at their meeting held on 02nd December 2016.
- 3 Results for the quarter and half year ended 30th September, 2016 have been subjected to a Limited Review by the Auditors. The Ind-AS compliant corresponding figures of quarter and half year ended 30th September, 2015 have not been subjected to Limited Review by the Auditors. The company has exercised necessary due diligence to ensure that such financial results provides a true & fair view of its affairs.
- 4 Reconciliation of Profit after Tax for the quarter and half year ended 30th September, 2015 between Ind-AS compliant results with as per previous Indian GAAP results are given below:-

	(Rs. in Lacs)	
	Quarter ended 30th Sept, 2015	Half year ended 30th Sept, 2015
Profit after tax reported in previous Indian GAAP	137	910
1. Expenses		
a) Changes in financial asset and liabilities	32	55
b) Reversal of Fair value changes on Investment in Equity Instruments	(22)	-
b) Effect of accounting of transaction cost on borrowing	15	24
2. Other Income		
a) Recognition of deferred government grant	3	6
b) Changes in financial asset and liabilities	30	56
c) Fair value changes on Investment in Preference Share	18	37
d) Fair value changes on Investment in Equity Instruments	16	16
Profit after tax as per Ind-AS	178	946
3. Other Comprehensive Income	-	-
Total Comprehensive Income as per Ind-AS	178	946

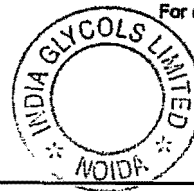

- 5 Tax expenses for the quarter and half year ended 30th September 2016 represent deferred tax for the period.
- 6 Exceptional Item for the quarter and half year ended 30th September, 2016 represent exchange rate differences on payment, settlement as well as reinstatement of foreign currency borrowings and other monetary assets/ liabilities.
- 7 In line with consistent practice followed in the quarterly results, exchange differences arising due to change in exchange rates during the quarter, on account of foreign exchange contracts pertaining to certain trade receivables on account of exports will be recognised at the year end. Gain/loss, if any, being notional do not effect the cash flow of the Company and actual gain/loss in this respect is ascertainable only on the final settlement of such contracts.
- 8 a) Company has an investment of Rs. 4,428 Lacs in equity shares & Rs.1,000 lacs (as per Ind-AS considered at Rs. 698 lacs as on 30th September 2016) in 10% cumulative redeemable preference share capital, has given loans amounting to Rs. 1,915 Lacs (including interest accrued) and advances amounting to Rs. 8,454 Lacs in a subsidiary company, Shakumbhari Sugar and Allied Industries Limited (SSAIL), where the net worth as per the audited accounts for the year ended March 31, 2013 had been fully eroded and has also been declared a sick industrial undertaking as per the provision of Sick Industrial Companies Act, 1985. Further Company have also extended corporate guarantee of Rs. 10,574 Lacs on behalf of SSAIL against outstanding loans amount of Financial Institution and Banks. Considering the intrinsic value of the investee assets, long term nature of investment and filing of TEV (Technical Evaluation Study) report, and revival scheme by the operating agency so appointed as directed by the Hon'ble Board for Industrial and Financial Reconstruction (BIFR), no provision at this stage is considered necessary by the management against investments and loan & advances made in above stated subsidiary. On above auditors have drawn attention. (As per IND AS there is change in carrying amount due to change in measurement for non-provision against impairment on preference share with corresponding impact in Retained Earning on 1st April 2015 i.e. on the date of transition to Ind-AS Retained Earning is lower by Rs.418 lacs).

b) Short term loans and advances includes Rs. 14,650 Lacs given to IGL Finance Ltd. (IGLFL), a 100% subsidiary of the company. IGLFL in turn had invested funds for short term in commodity financing contracts offered by National Spot Exchange Ltd. (NSEL). NSEL has defaulted in settling the contracts on due dates. However, considering the proposed arrangement of merger of NSEL with Financial Technologies (India) Limited and other measure which have so far been taken for and pending before Govt. and other authorities, the Company is confident for recovery of dues from NSEL over a period of time. Accordingly, against the total exposure in IGLFL of Rs. 14,775 Lacs (including investment in capital of Rs.125 Lacs), no provision has been considered necessary at this stage by the company and this has been shown as good. On this auditors have drawn attention.

c) For the above (a) and (b), Company has received letters dated 30th Oct 2014 and 05th May 2015 from National Stock Exchange of India (NSE), wherein the Company has been advised to reinstate its financial statement w.r.t. qualification raised for the years FY 2012-13 by the statutory auditors on investments and loans to SSAIL and suitably rectify the qualification raised for the year FY 2013-14 by the statutory auditors w.r.t. investment and loan to IGLFL respectively. For the above matters, the Company has submitted reply based on legal advice.
- 9 Based on technical evaluation and Internal assessment done by the Management, during the quarter ended 31st March, 2016, the Company has upward revised the useful life of certain class of assets (Plant & Machinery) w.e.f. 01st April, 2015.

For end on behalf of the Board of Directors

Place : Noida
Date : 02nd December, 2016




U.S. BHARTIA
Chairman and Managing Director
DIN: 00083091